






DSRWK	Part No	LL45	LL90	LLT	LLSTR	SY999
	Detail	 45°	 90°			 3 part
	Quantity	1	2	1	1	3

On Hercules models the DSRWK pack needs to be used in conjunction with the standard downpipes, two 'HE590' gutter outlets and two 45 degree bends 'LL45'. The special rainwater kit is designed to allow two gutters to be connected across the rear of a freestanding greenhouse up to and including 8' in width.

Below is a diagram which shows all of the itemized parts and how the pipe needs to be tailored to suit your building width with a hacksaw. The '?mm' symbol means that this measurement is variable depending on your requirements. We suggest that you use 'transparent all-weather silicone' on all of the joints to eliminate any leaks and to add rigidity. The assembly below can be made up away from the building but you will find it easier to calculate your required measurements if you build the kit in situ joining each component together systematically.

The LLSTR straight connector may or may not be needed but it can be used to join two sections of pipe together.

The SY999 three part support brackets lock together around your plastic bar capping. Three SY999's are provided but you will only need two on models up to and including 6' wide.

